



# Tell the Time: Writing the Time


Write the time that is **1 hour before** the time on each clock.



\_\_\_\_\_




\_\_\_\_\_




\_\_\_\_\_


Write the time that is **1 hour after** the time on each clock.



\_\_\_\_\_




\_\_\_\_\_




\_\_\_\_\_


Write the time that is **2 hours before** the time on each clock.



\_\_\_\_\_




\_\_\_\_\_




\_\_\_\_\_


Write the time that is **2 hours after** the time on each clock.



\_\_\_\_\_




\_\_\_\_\_




\_\_\_\_\_

# Tell the Time: Drawing the Time


Draw the time on each clock that is **1 hour before** the given time.



4 o'clock




half past 1




10 o'clock


Draw the time on each clock that is **1 hour after** the given time.



9 o'clock




half past 2




half past 11


Draw the time on each clock that is **2 hours before** the given time.



3 o'clock




half past 12




6 o'clock


Draw the time on each clock that is **2 hours after** the given time.



half past 7




half past 5




8 o'clock

# Writing the Time Answers


Write the time that is **1 hour before** the time on each clock.



7 o'clock




half past 3




11 o'clock


Write the time that is **1 hour after** the time on each clock.



1 o'clock




half past 6




half past 4


Write the time that is **2 hours before** the time on each clock.



8 o'clock




half past 2




6 o'clock


Write the time that is **2 hours after** the time on each clock.



half past 5




half past 12




9 o'clock

# Drawing the Time Answers


Draw the time on each clock that is **1 hour before** the given time.



4 o'clock




half past 1




10 o'clock


Draw the time on each clock that is **1 hour after** the given time.



9 o'clock




half past 2




half past 11


Draw the time on each clock that is **2 hours before** the given time.



3 o'clock




half past 12




6 o'clock


Draw the time on each clock that is **2 hours after** the given time.



half past 7




half past 5




8 o'clock

# Tell the Time: Writing the Time


Write the time shown on each clock.




\_\_\_\_\_ o'clock




\_\_\_\_\_ o'clock




\_\_\_\_\_ o'clock




\_\_\_\_\_ o'clock




\_\_\_\_\_ o'clock




\_\_\_\_\_ o'clock




\_\_\_\_\_ o'clock




\_\_\_\_\_ o'clock




\_\_\_\_\_ o'clock



\_\_\_\_\_ o'clock




\_\_\_\_\_ o'clock




\_\_\_\_\_ o'clock

# Tell the Time: Drawing the Time


Draw the time on each clock.




5 o'clock




11 o'clock




4 o'clock




9 o'clock




1 o'clock




10 o'clock




2 o'clock




6 o'clock




3 o'clock



8 o'clock




12 o'clock




7 o'clock

# Tell the Time: Writing the Time


## Answers




2 o'clock




6 o'clock




9 o'clock




1 o'clock




12 o'clock




7 o'clock




10 o'clock




3 o'clock




8 o'clock



5 o'clock




11 o'clock




4 o'clock

# Tell the Time: Drawing the Time


## Answers




5 o'clock




11 o'clock




4 o'clock




9 o'clock




1 o'clock




10 o'clock




2 o'clock




6 o'clock




3 o'clock



8 o'clock



12 o'clock




7 o'clock




# Tell the Time: Writing the Time

Write the time shown on each clock.




---

---




---

---




---

---




---

---




---

---




---

---




---

---




---

---




---

---




---

---



---

---




---


---

# Tell the Time: Drawing the Time


Draw the time on each clock.




9 o'clock




half past 3




5 o'clock




1 o'clock




half past 7




half past 8




10 o'clock




half past 12




11 o'clock



half past 4




half past 6




2 o'clock

# Tell the Time: Writing the Time


## Answers




3 o'clock




half past 9




1 o'clock




12 o'clock




half past 7




half past 8




5 o'clock




half past 2




6 o'clock



half past 10




half past 11




4 o'clock

# Tell the Time: Drawing the Time


## Answers




9 o'clock




half past 3




5 o'clock




1 o'clock




half past 7




half past 8




10 o'clock




half past 12




11 o'clock



half past 4



half past 6




2 o'clock

# Tell the Time: Writing the Time

Write the time...


1 hour before



---

---


1 hour after



---

---


3 hours before



---

---


4 hours after



---

---


20 minutes before



---

---


40 minutes after



---

---


half an hour before



---

---


three quarters of an hour after



---

---


one hour and a half before



---

---


two and a half hours after



---

---


two hours, 40 minutes after



---

---

one hour fifty-five minutes before




---

---


# Tell the Time: Drawing the Time

Draw the time...


1 hour before  
4 o'clock




1 hour after  
half past 8




3 hours before  
quarter past 3




4 hours after  
quarter to 7




40 minutes  
before 5:40




40 minutes  
after 2:05




half an hour  
before 9:20




three quarters of  
an hour after 3:05




one hour and a  
half before 6:50




two and a half  
hours after 11:10



two hours, 40  
minutes after 1:35




one hour fifty-five  
minutes before 3:25



# Writing the Time Answers


Write the time...

1 hour before




12 o'clock

1 hour after




half past 5

3 hours before




quarter past 2

4 hours after




quarter to 2

20 minutes before




6 o'clock

40 minutes after




11:10

half an hour before




7:50

three quarters of an hour after




6:15

one hour and a half before




2:15

two and a half hours after




8:40

two hours, 40 minutes after



2:35

one hour fifty-five minutes before




5:45


# Drawing the Time Answers

Draw the time...


1 hour before  
4 o'clock




1 hour after  
half past 8




3 hours before  
quarter past 3




4 hours after  
quarter to 7




40 minutes  
before 5:40




40 minutes  
after 2:05




half an hour  
before 9:20




three quarters of  
an hour after 3:05




one hour and a  
half before 6:50




two and a half  
hours after 11:10



two hours, 40  
minutes after 1:35









one hour fifty-five  
minutes before 3:25





# Tell the Time: Writing the Time

Write the time shown on each clock.



\_\_\_\_\_





\_\_\_\_\_

\_\_\_\_\_

\_\_\_\_\_

\_\_\_\_\_

\_\_\_\_\_



\_\_\_\_\_







\_\_\_\_\_

\_\_\_\_\_

\_\_\_\_\_

\_\_\_\_\_

\_\_\_\_\_



\_\_\_\_\_






\_\_\_\_\_

\_\_\_\_\_

\_\_\_\_\_

\_\_\_\_\_

\_\_\_\_\_



\_\_\_\_\_

\_\_\_\_\_

\_\_\_\_\_


\_\_\_\_\_

\_\_\_\_\_


\_\_\_\_\_

# Tell the Time: Drawing the Time


Draw the time on each clock.




9 o'clock




half past 3




6 o'clock




half past 4




quarter past 2




half past 1




quarter to 11




11 o'clock




half past 2




5 o'clock




quarter past 1




half past 5




quarter to 8




3 o'clock




half past 6




quarter to 1



half past 7




quarter past 8




10 o'clock




half past 12




quarter past 11



quarter to 4




half past 6



2 o'clock

# Tell the Time: Writing the Time


## Answers




3 o'clock




half past 8




quarter to 1




12 o'clock




half past 6




quarter past 8




quarter past 5




half past 1



6 o'clock




half past 4




half past 3



2 o'clock




quarter past 12




half past 7




quarter to 8




5 o'clock



half past 2




quarter to 3




half past 9




1 o'clock




quarter to 6



half past 10




half past 11




4 o'clock

# Tell the Time: Drawing the Time


## Answers




9 o'clock




half past 3




6 o'clock




half past 4



quarter past 2




half past 1




quarter to 11




11 o'clock




half past 2




5 o'clock




quarter past 1




half past 5




quarter to 8




3 o'clock




half past 6




quarter to 1



half past 7




quarter past 8




10 o'clock




half past 12




quarter past 11



quarter to 4








half past 6



2 o'clock

# Tell the Time: Writing the Time

Write the time shown on each clock.



\_\_\_\_\_






\_\_\_\_\_

\_\_\_\_\_

\_\_\_\_\_

\_\_\_\_\_

\_\_\_\_\_



\_\_\_\_\_






\_\_\_\_\_

\_\_\_\_\_

\_\_\_\_\_

\_\_\_\_\_

\_\_\_\_\_



\_\_\_\_\_






\_\_\_\_\_

\_\_\_\_\_

\_\_\_\_\_

\_\_\_\_\_

\_\_\_\_\_



\_\_\_\_\_

\_\_\_\_\_

\_\_\_\_\_


\_\_\_\_\_

\_\_\_\_\_


\_\_\_\_\_

# Tell the Time: Drawing the Time


Draw the time on each clock.



9 o'clock




half past 3




10 to 5




25 past 4



quarter past 2




half past 12




20 to 11




3 o'clock




half past 9



25 to 5



quarter to 1




10 to 7



quarter to 8




10 o'clock




half past 6



25 to 1



half past 7




quarter past 8



20 to 10




20 past 12




25 past 11



10 to 4




half past 6



2 o'clock

# Tell the Time: Writing the Time


## Answers




3 o'clock




5 past 9



20 to 1




12 o'clock




half past 7




25 past 8




5 past 5




quarter past 2



6 o'clock



5 to 10




20 to 11




11 o'clock




10 past 12




10 to 7




quarter to 8




5 o'clock




25 to 2




quarter to 3




half past 9




1 o'clock




10 to 6



half past 10




5 past 11




4 o'clock

# Tell the Time: Drawing the Time


## Answers




9 o'clock




half past 3




10 to 5




25 past 4




quarter past 2




half past 12




20 to 11




3 o'clock




half past 9




25 to 5



quarter to 1




10 to 7



quarter to 8




10 o'clock



half past 6




25 to 1



half past 7




quarter past 8




20 to 10




20 past 12




25 past 11



10 to 4



half past 6




2 o'clock



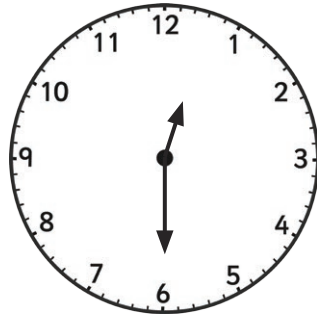
# Tell the Time in 24-Hour Format: Writing the Time Before and After

Tell the time on each clock, follow the instruction, and write in 24-hour format.  
All the times are between noon and midnight.



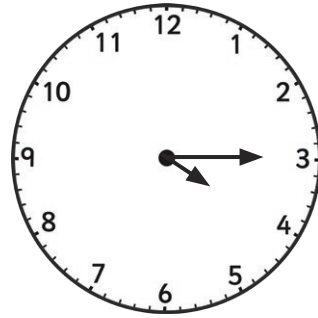
45 minutes before:

---




1 hour after:

---



35 minutes before:

---




an hour and a half after

---



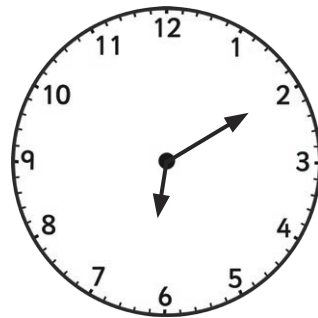
25 minutes before:

---



55 minutes after:

---



40 minutes before:

---



an hour and a quarter after:

---



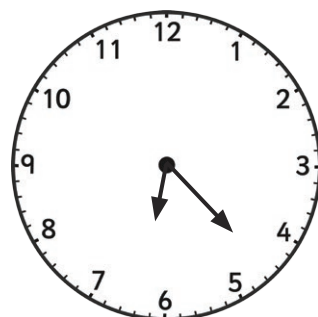
19 minutes before:

---




48 minutes after:

---



62 minutes before:

---

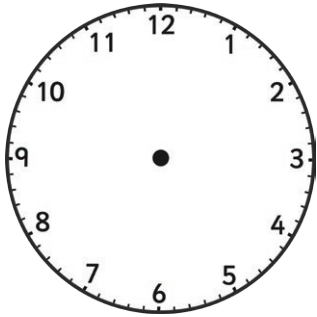


94 minutes after:

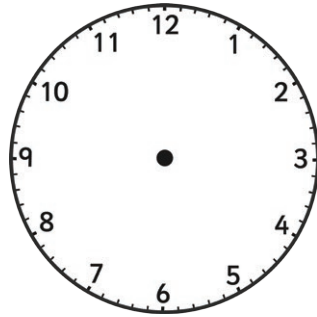
---

# Tell the Time in 24-Hour Format: Drawing the Time Before and After

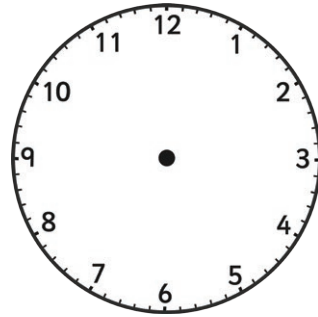
Draw the time on each clock.



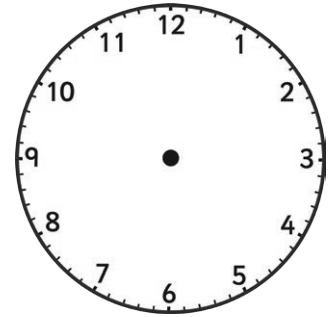
1 hour before  
14:00



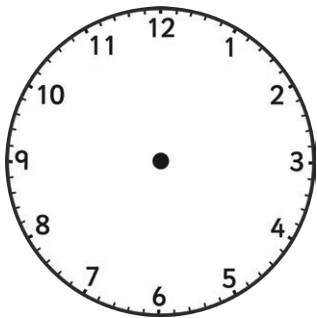
45 minutes after  
15:15



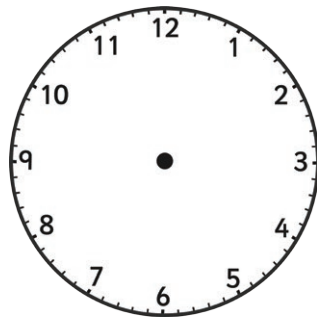
15 minutes before  
20:10



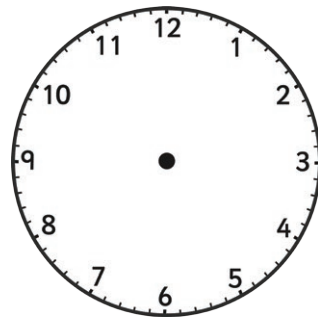
an hour and a quarter  
after 19:50



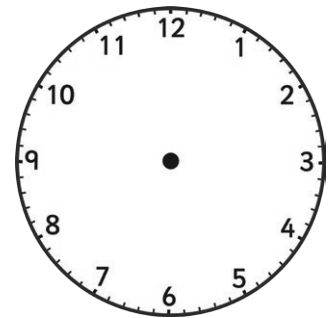
25 minutes before  
13:10



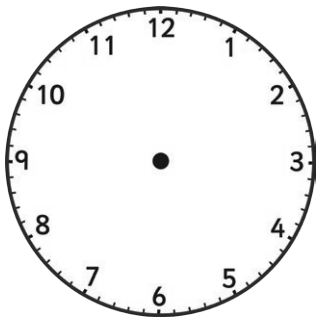
50 minutes after  
22:35



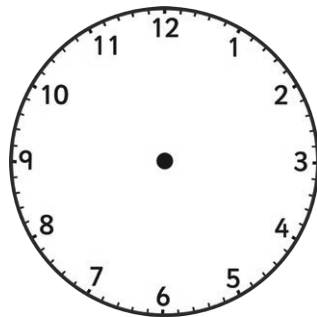
35 minutes before  
16:50



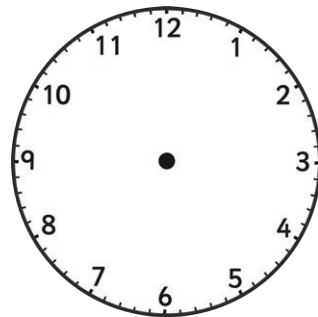
an hour and 50  
minutes after 20:25



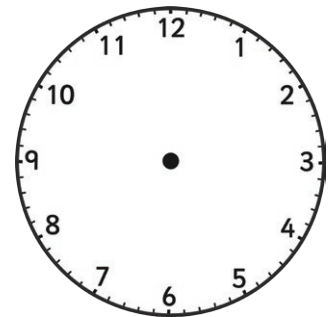
16 minutes before  
12:56



34 minutes after  
19:52




69 minutes before  
16:23



101 minutes after  
18:54

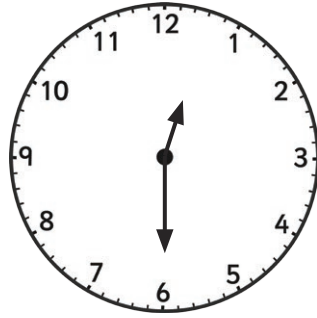
# Tell the Time in 24-Hour Format: Writing the Time Before and After Answers

Tell the time on each clock, follow the instruction, and write in 24-hour format.  
All the times are between noon and midnight.



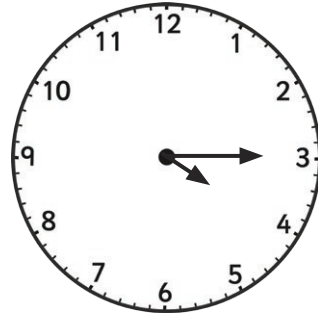
45 minutes before:

**16:15**




1 hour after:

**13:30**



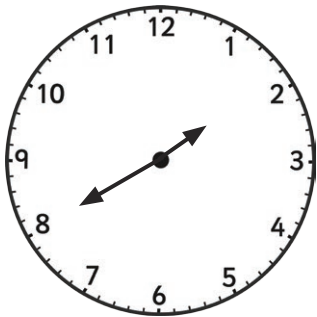
35 minutes before:

**15:40**



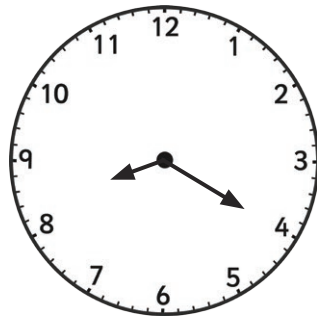
an hour and  
a half after:

**21:40**



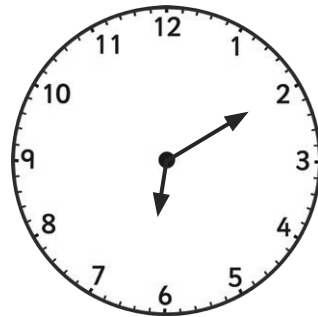
25 minutes before:

**13:15**



55 minutes after:

**21:15**



40 minutes before:

**17:30**




an hour and a  
quarter after:

**23:55**




19 minutes before:

**13:53**




48 minutes after:

**18:39**



62 minutes before:

**17:21**



94 minutes after:


**21:27**

# Tell the Time in 24-Hour Format: Drawing the Time Before and After Answers

Draw the time on each clock.



1 hour before  
14:00




45 minutes after  
15:15




15 minutes before  
20:10




an hour and a quarter  
after 19:50




25 minutes before  
13:10



50 minutes after  
22:35




35 minutes before  
16:50



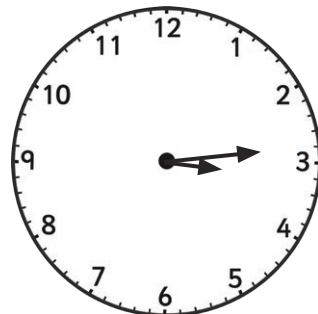
an hour and 50  
minutes after 20:25



16 minutes before  
12:56



34 minutes after  
19:52




69 minutes before  
16:23



101 minutes after  
18:54

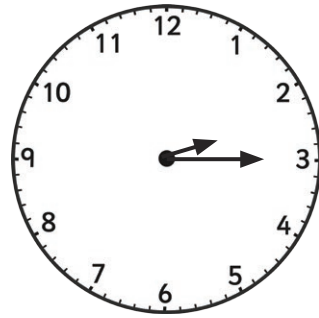
# Tell the Time: Writing the Time

Write the time shown on each clock.




---

---



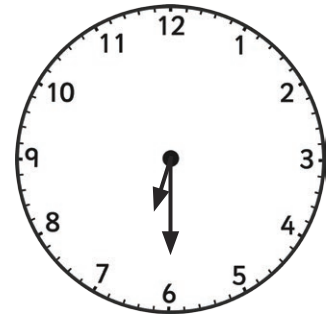
---

---



---

---




---

---



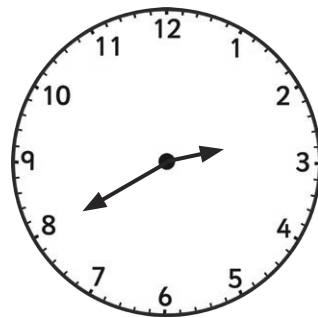
---

---




---

---



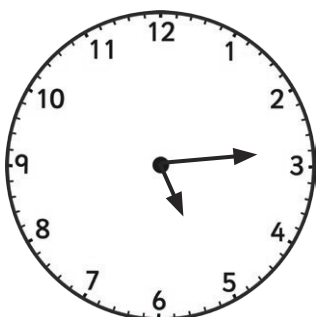
---

---



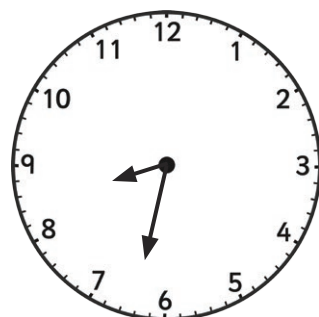
---

---




---

---



---

---



---

---




---

---




---

---



---

---



---

---




---

---




---

---



---

---




---

---




---

---




---

---



---

---



---

---

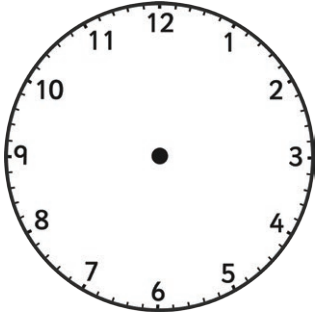


---

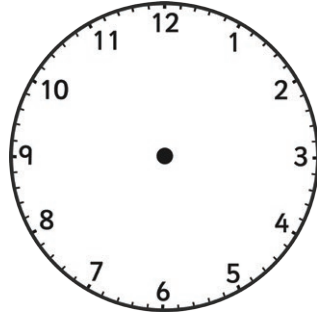
---

# Tell the Time: Drawing the Time

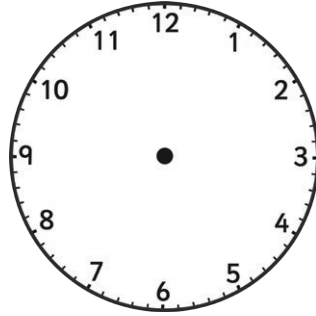
Draw the time on each clock.



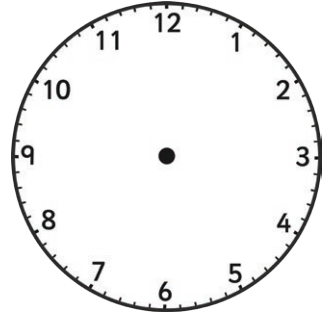
2 o'clock



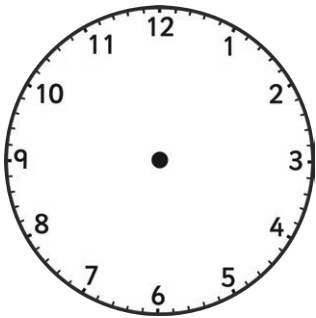
half past 11



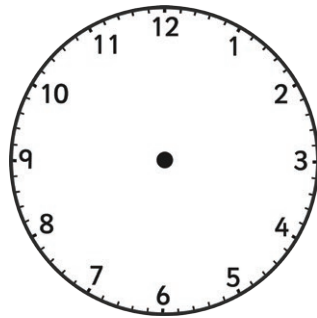
quarter to 3



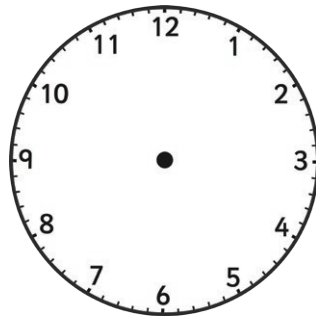
quarter past 8



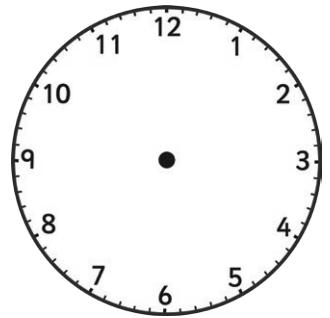
10:20



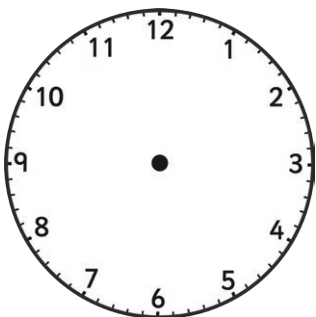
3:40



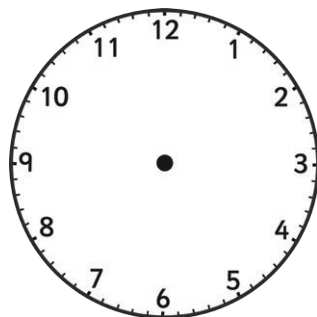
1:55



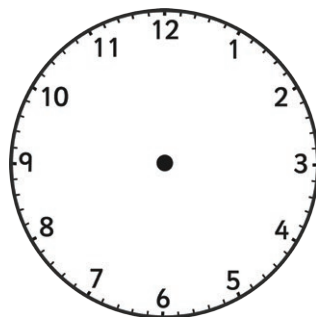
6:05



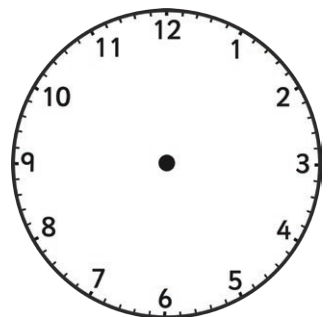
4:12



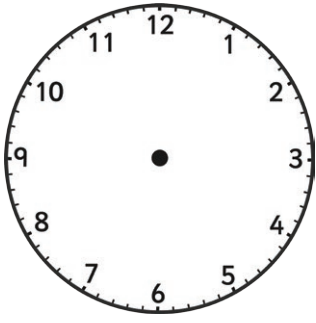
7:41



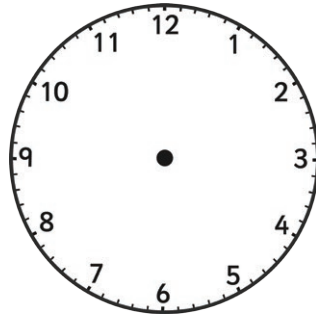
8:27



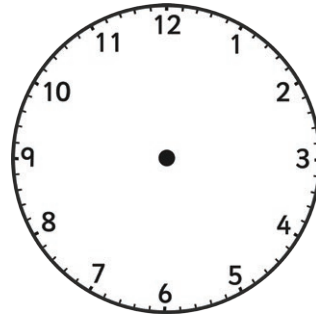
9:11



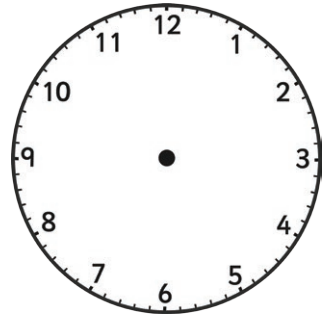
6:56



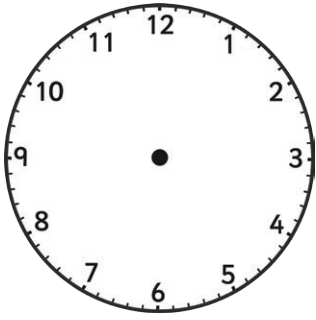
9:03



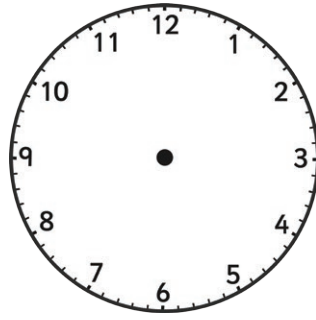
11:59



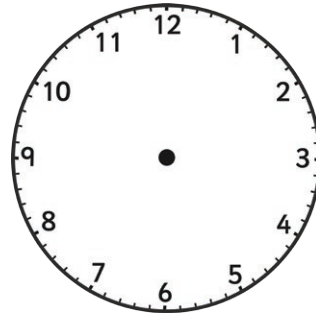
12:21



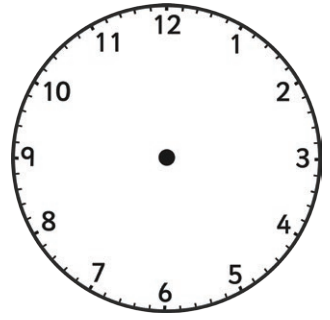
7:37



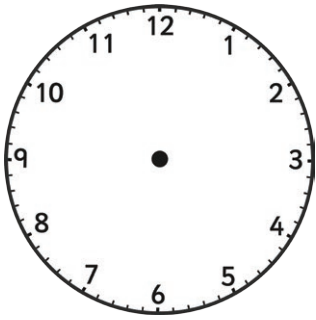
10:52



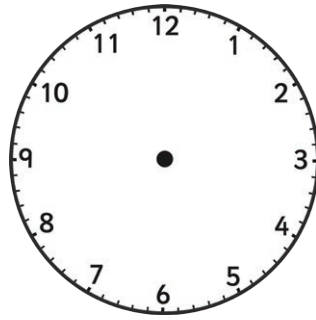
1:19



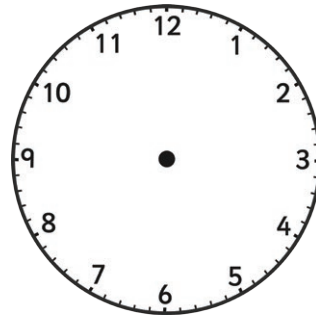
12:32



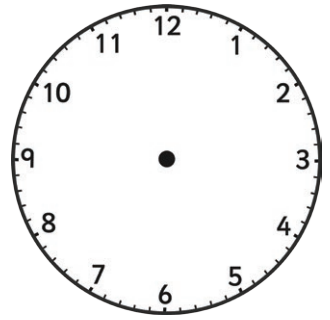
4:16



3:02



5:49




2:24



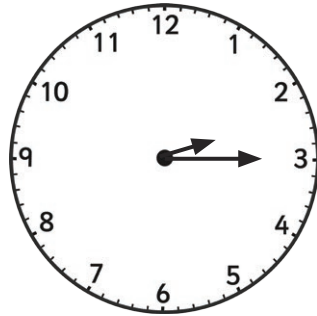
# Tell the Time: Writing the Time

## Answers


Answers can be written in any correct format.



3 o'clock



quarter past 2




quarter to 12



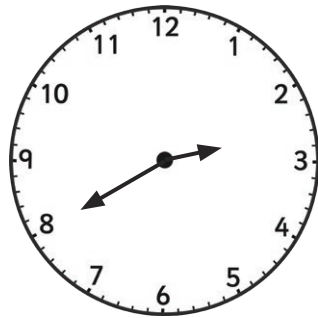
half past 6



5:25



3:55



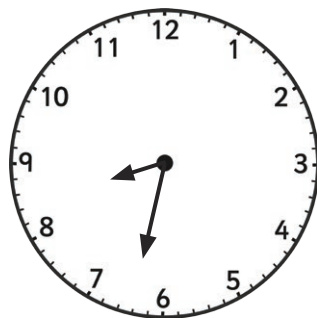
2:40



11:05



5:14



8:32



9:03




4:28

# Tell the Time: Writing the Time


## Answers



10:11



3:57




7:12




9:48




3:13



11:23




2:01




12:37



6:52



8:26




1:42



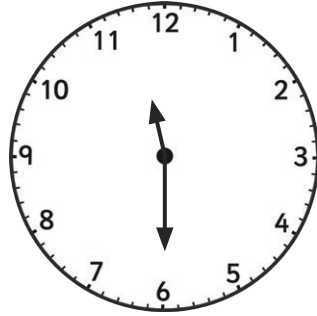
7:54

# Tell the Time: Drawing the Time

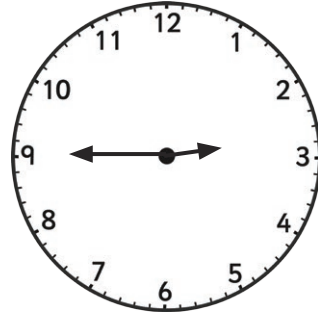
## Answers



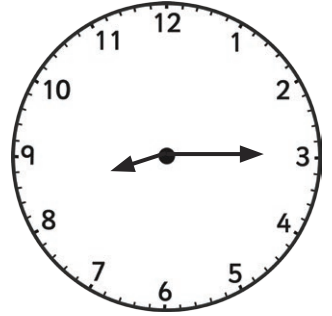
2 o'clock



half past 11




quarter to 3




quarter past 8



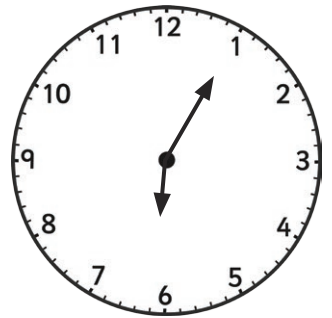
10:20



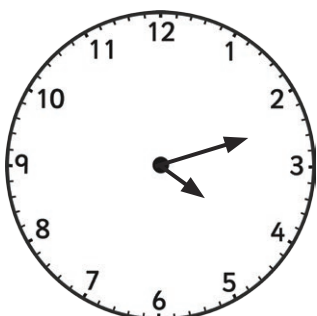
3:40



1:55




6:05




4:12



7:41



8:27




9:11

# Tell the Time: Drawing the Time

## Answers



6:56



9:03




11:59




12:21



7:37



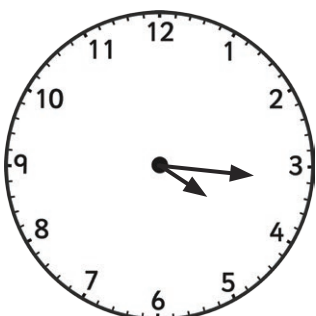
10:52




1:19



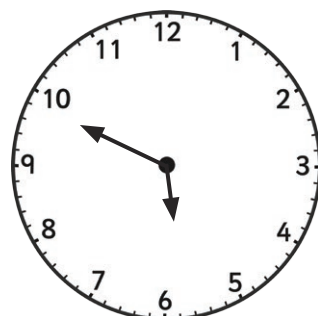
12:32



4:16



3:02



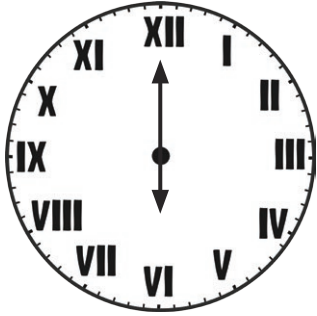
5:49



2:24

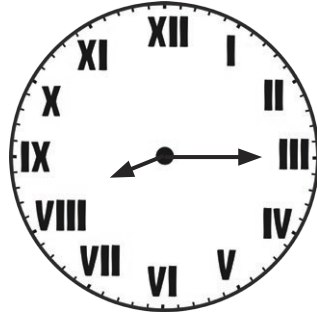
# Tell the Time with Roman Numerals: Writing the Time

Write the time shown on each clock.



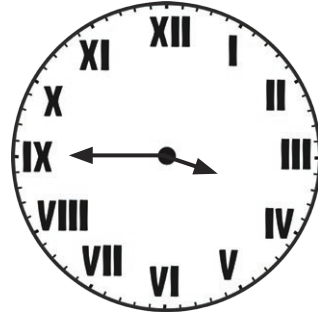
---

---



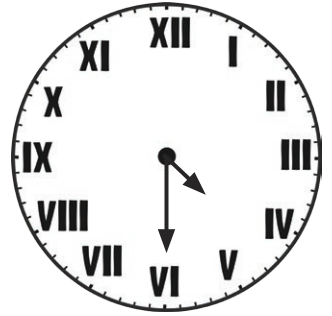
---

---




---

---



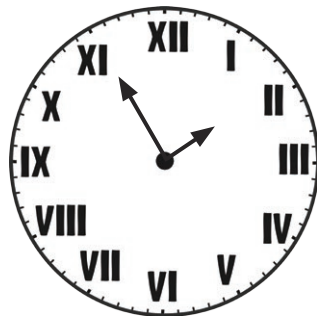
---

---



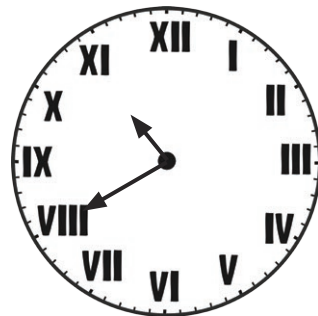
---

---



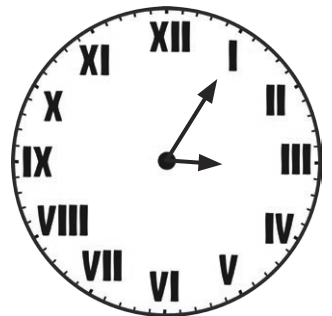
---

---



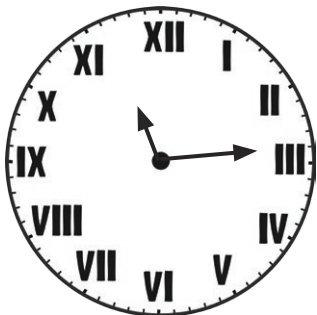
---

---



---

---




---

---




---

---



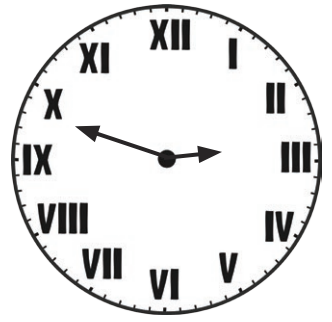
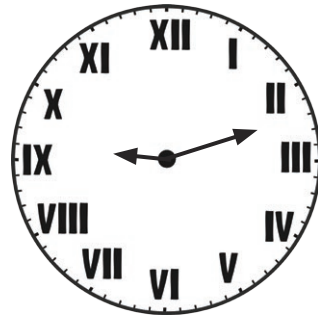
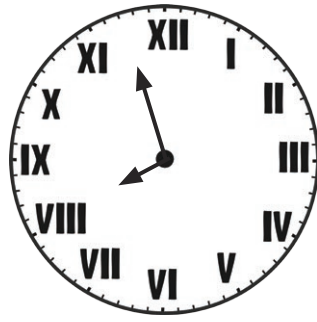

---

---



---

---



---

---

---

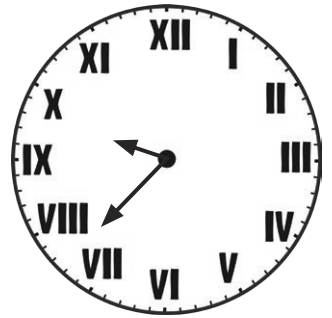
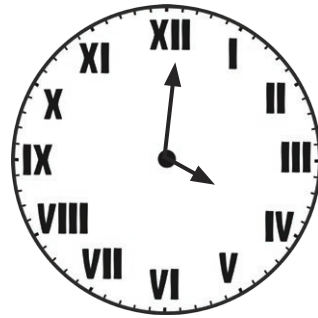
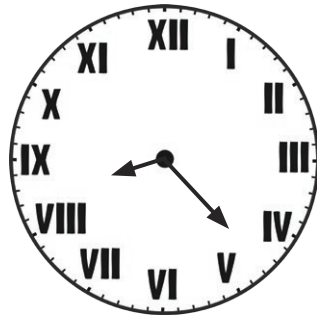
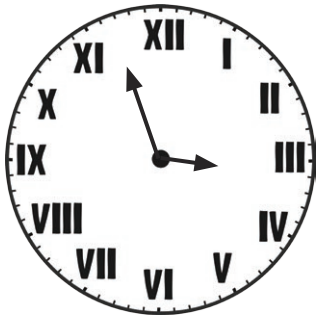
---

---

---

---

---



---

---

---

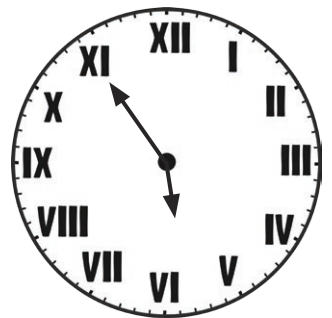
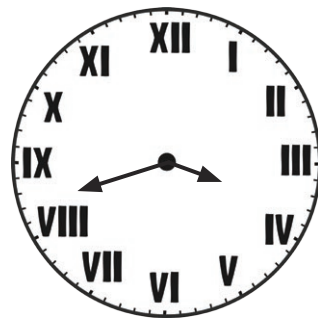
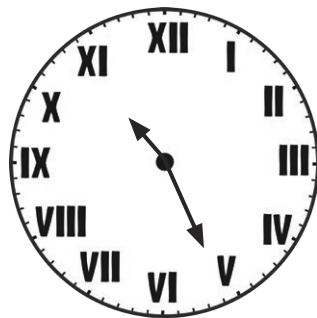
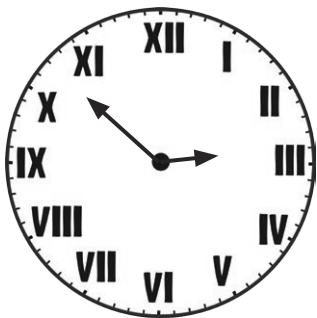
---

---

---

---

---



---

---

---

---

---

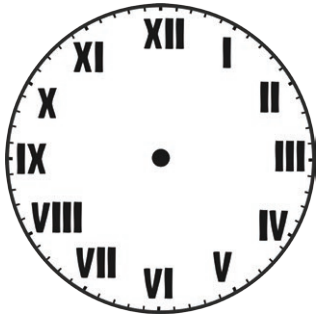
---

---

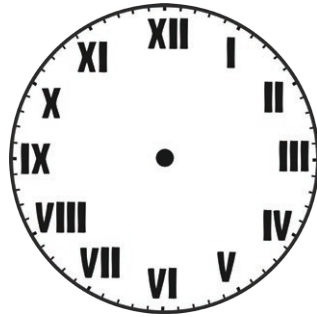
---

# Tell the Time with Roman Numerals: Drawing the Time

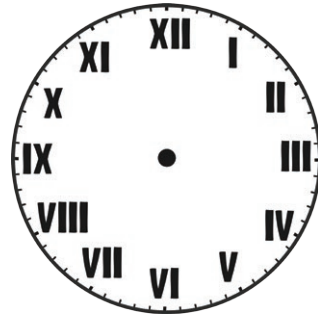
Draw the time on each clock.



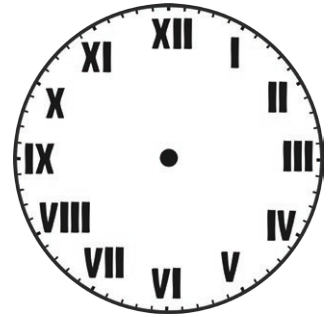
7 o'clock




half past 8



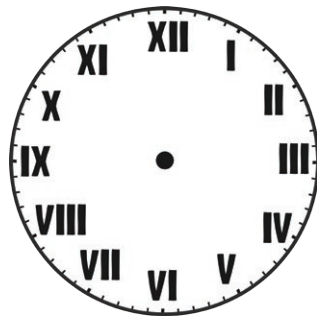
quarter to 12



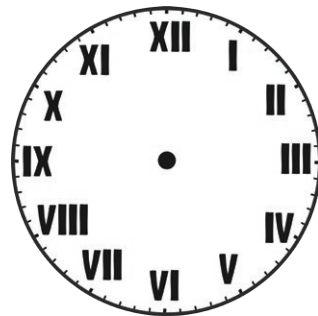
quarter past 2



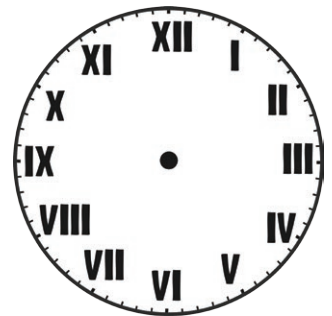
4:20



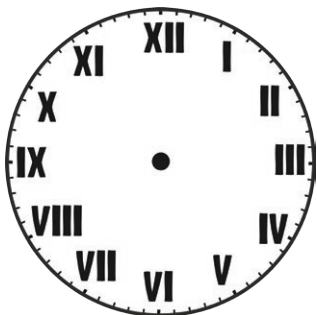
6:40



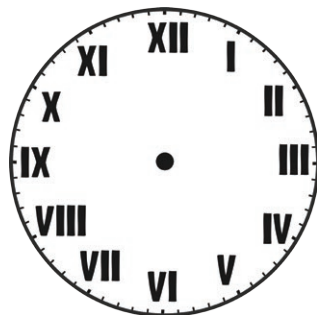
11:55



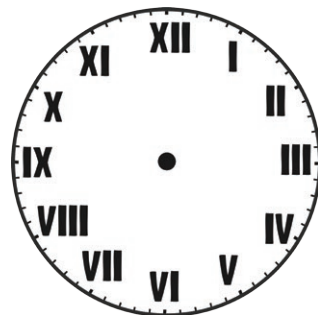
3:05



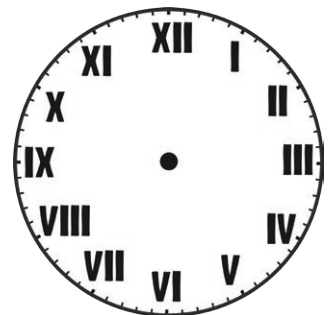
5:12



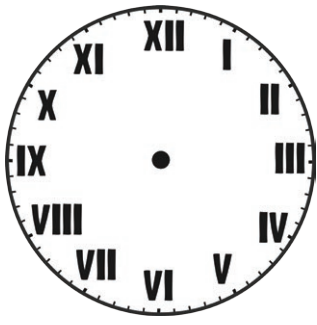
10:41



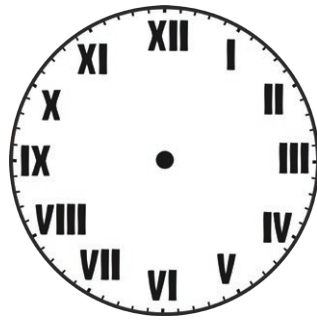
2:27



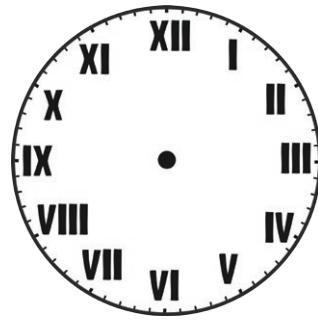
7:11



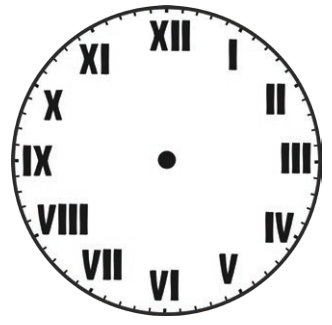
9:56



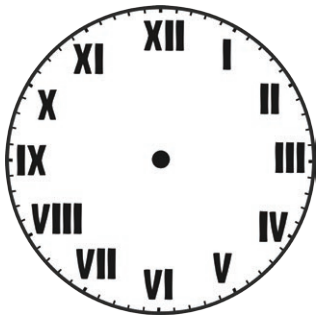
6:03



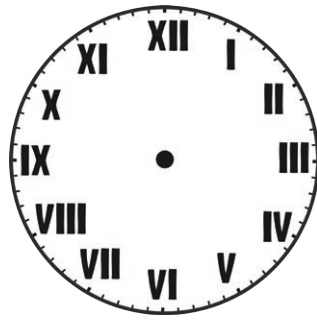
10:59



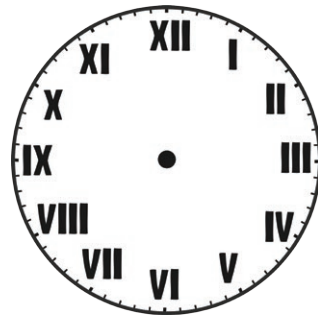
3:21



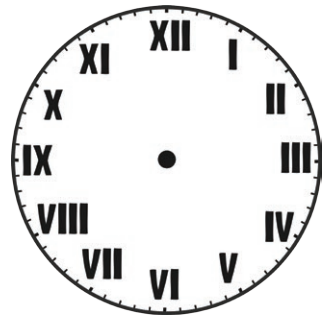
12:37



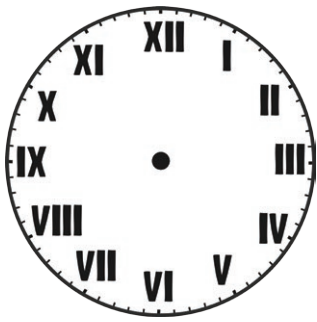
8:52



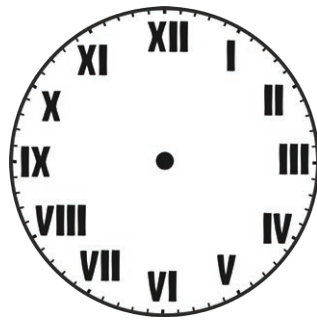
2:19



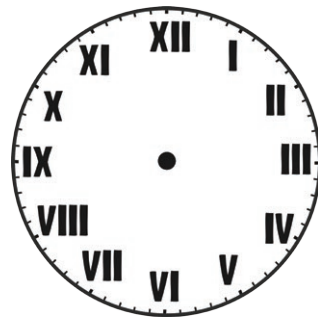
1:32



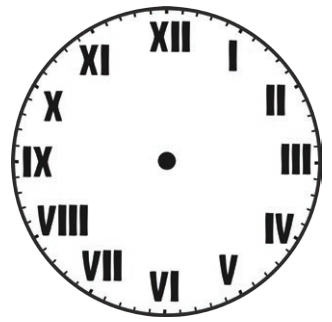
12:16



11:02



4:49

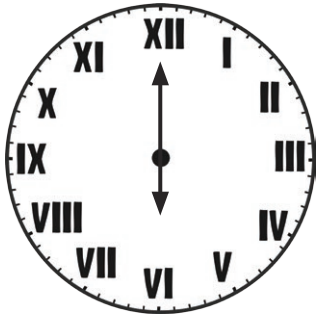


9:24

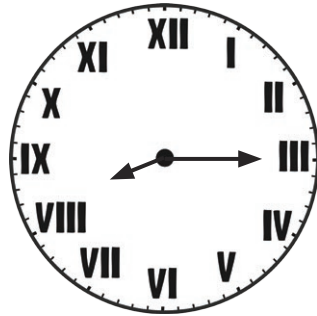


# Tell the Time with Roman Numerals: Writing the Time Answers

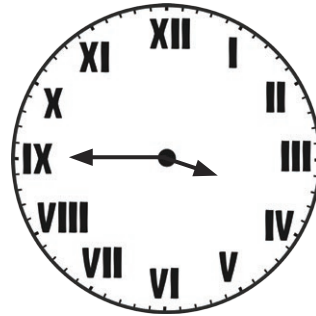
Answers can be written in any correct format.



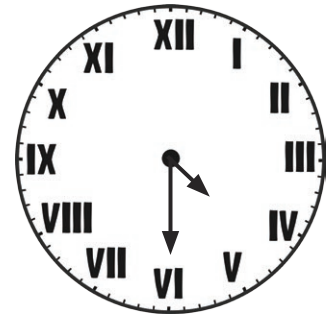
6 o'clock




quarter past 8



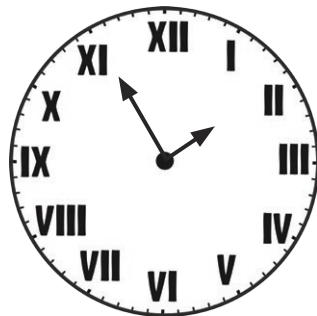
quarter to 3



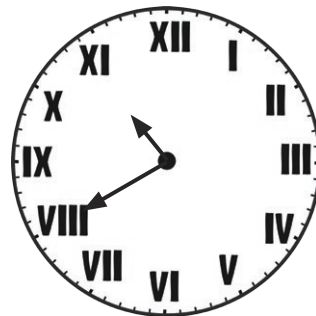
half past 4



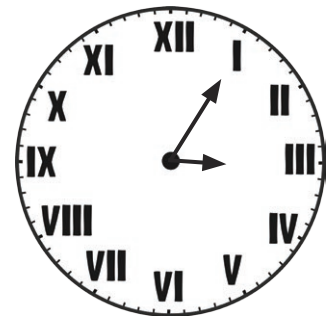
12:25



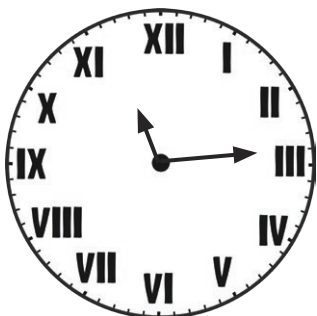
1:55



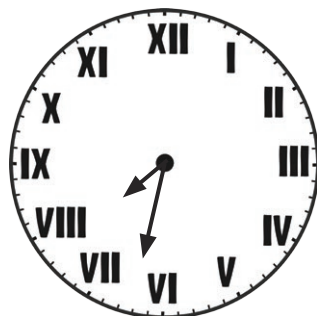
10:40




3:05



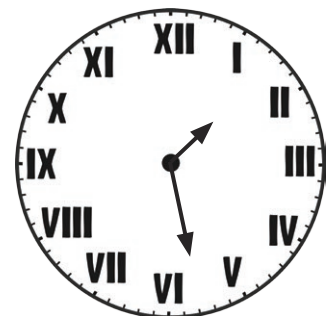
11:14



7:32

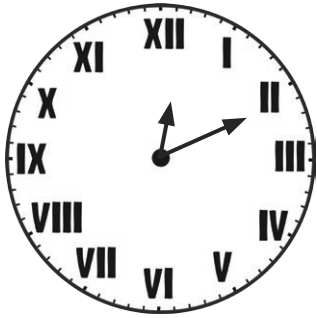


8:03

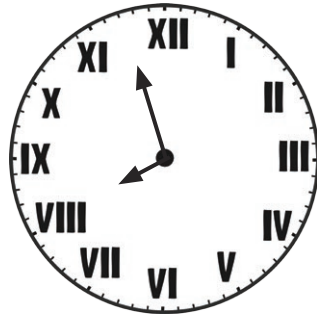


1:28

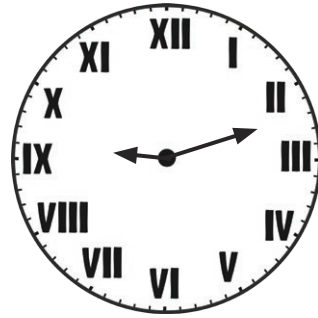
# Tell the Time with Roman Numerals: Writing the Time Answers



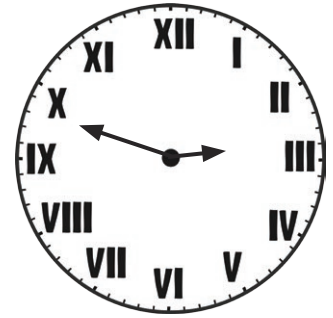
12:11



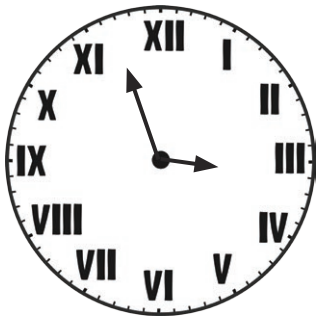
7:57



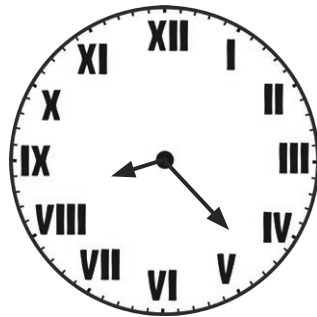
9:12



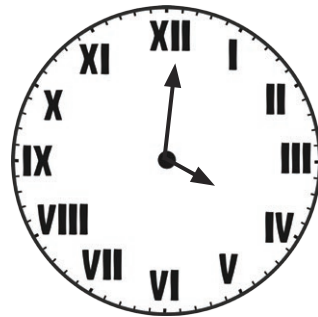
2:48



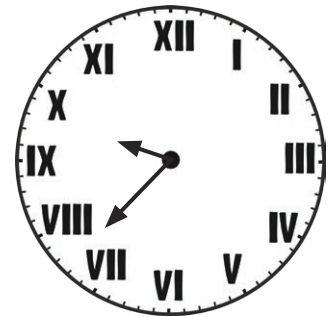
2:57




8:23



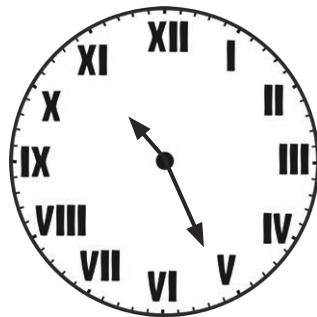
4:01



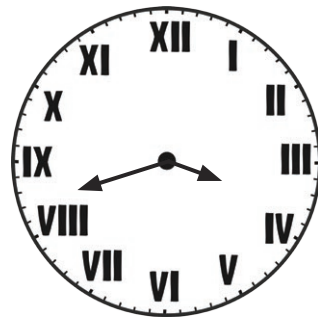
9:37



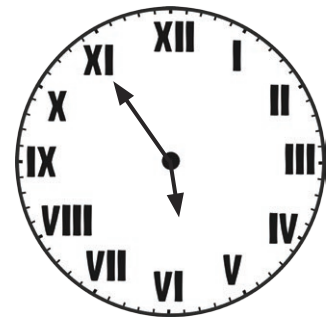
2:52



10:26

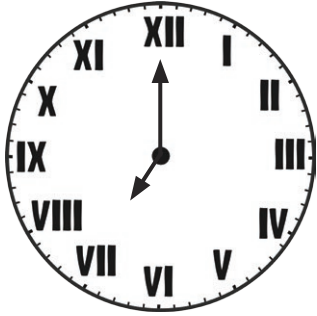


3:42

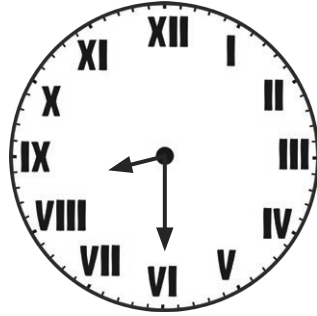


5:54

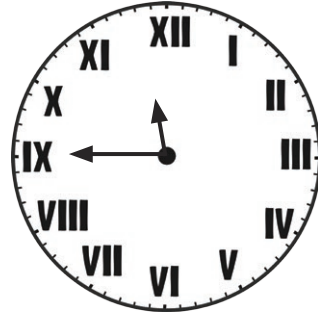
# Tell the Time with Roman Numerals: Drawing the Time Answers



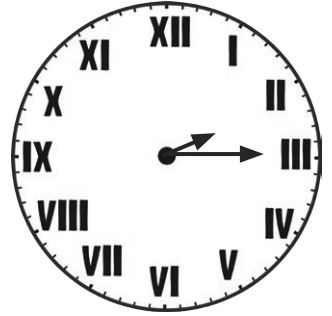
7 o'clock




half past 8



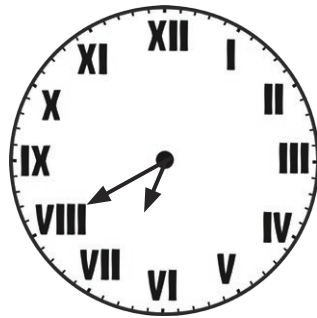
quarter to 12




quarter past 2




4:20



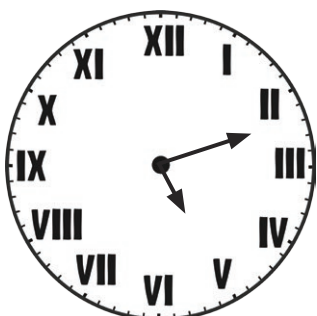
6:40




11:55



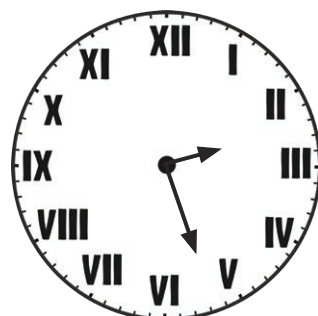
3:05



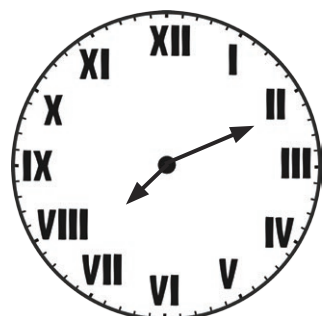
5:12



10:41




2:27

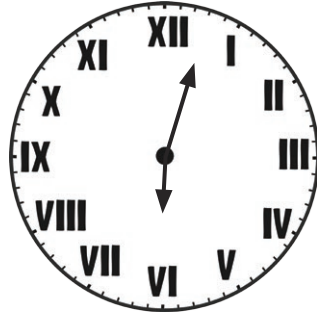


7:11

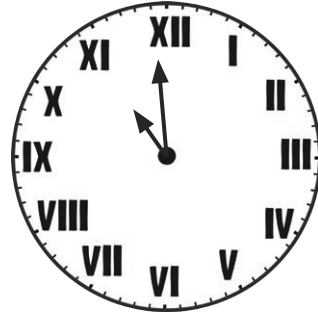
# Tell the Time with Roman Numerals: Drawing the Time Answers



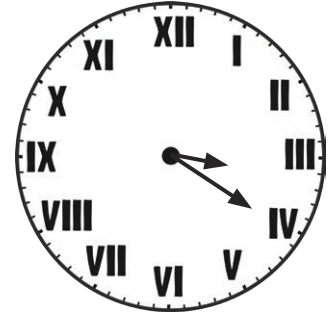
9:56



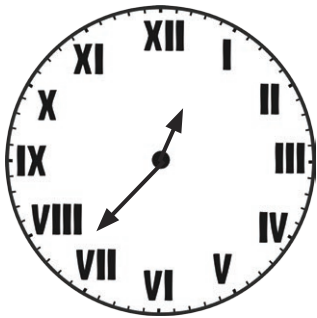
6:03



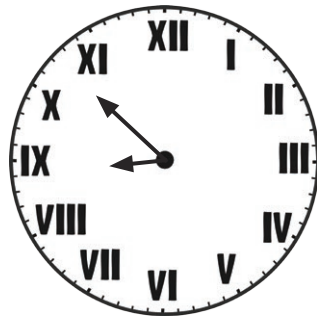
10:59



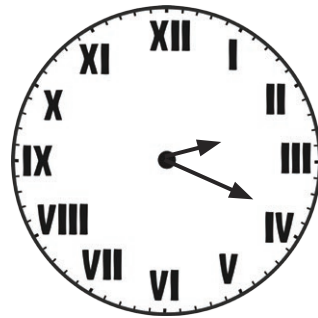
3:21



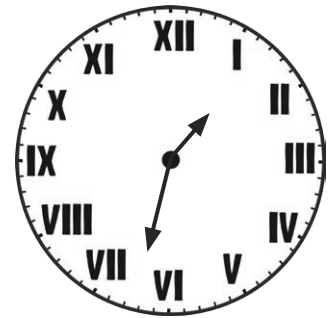
12:37



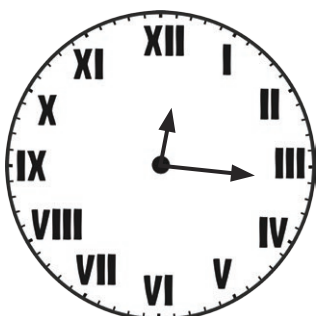
8:52




2:19




1:32




12:16



11:02




4:49



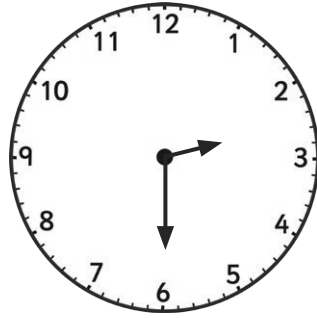
9:24

# Tell the Time in 24-Hour Format: Writing the Time

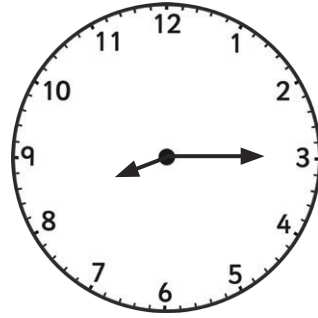
Write the time shown on each clock.



\_\_\_\_\_




\_\_\_\_\_




\_\_\_\_\_




\_\_\_\_\_




\_\_\_\_\_



\_\_\_\_\_



\_\_\_\_\_




\_\_\_\_\_




\_\_\_\_\_




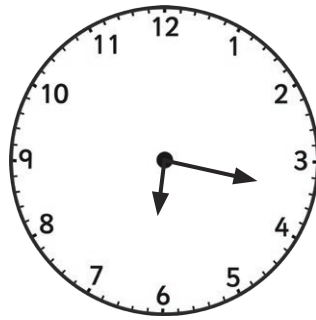
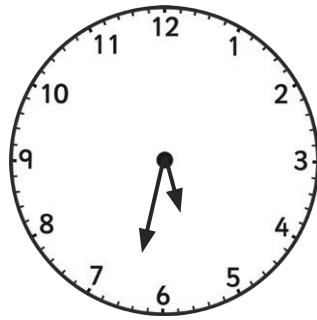


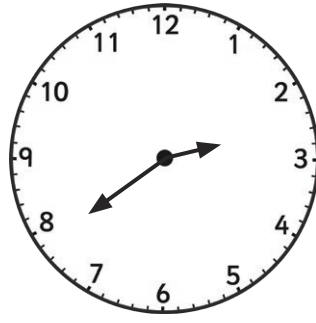
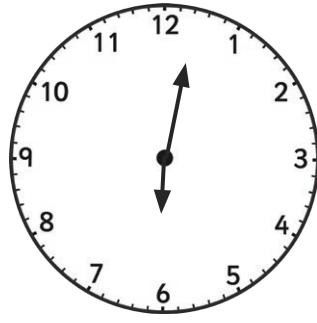
\_\_\_\_\_



\_\_\_\_\_

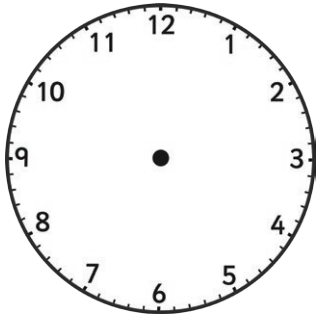


\_\_\_\_\_

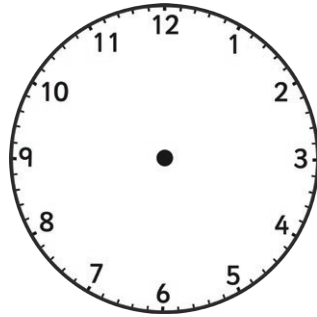


# Tell the Time in 24-Hour Format: Drawing the Time

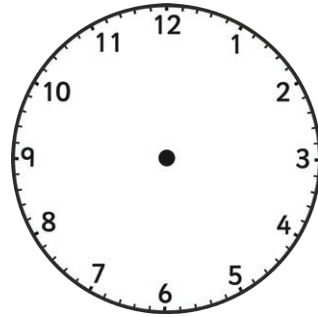
Draw the time on each clock.



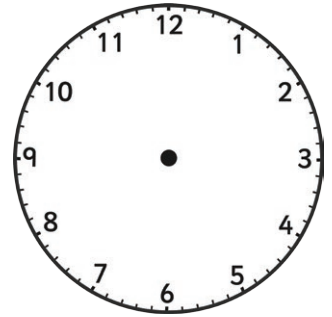
15:00



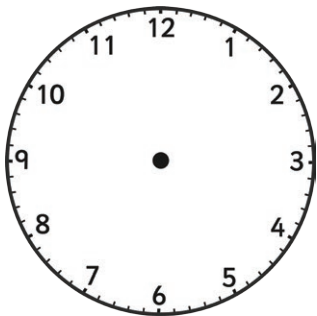
18:30



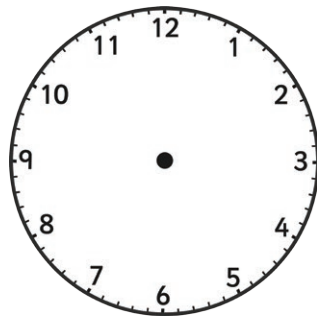
23:15



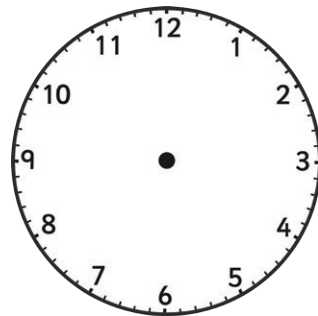
13:45



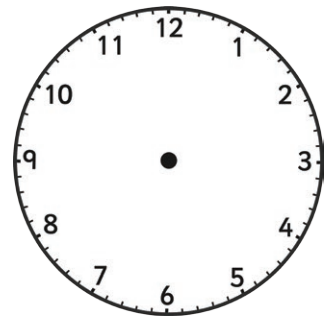
12:18



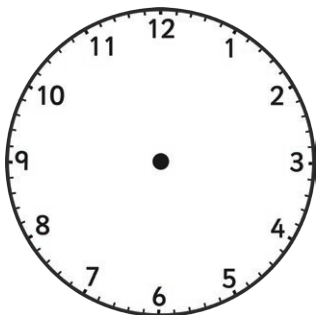
17:21



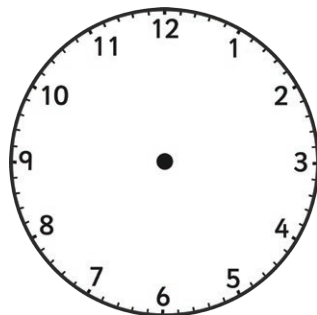
20:43



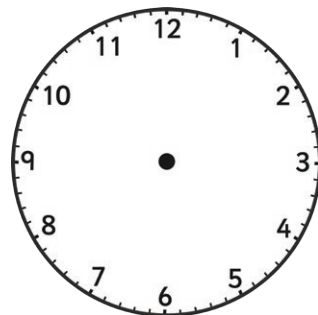
23:56



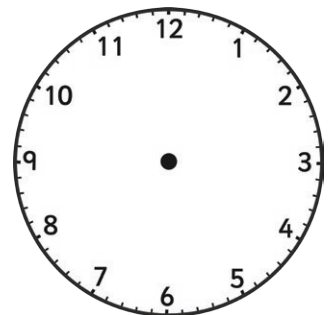
12:43



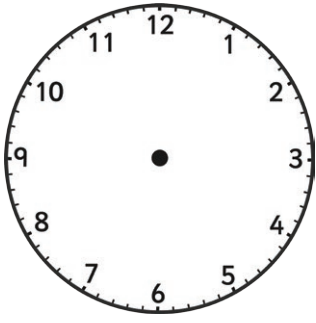
17:44



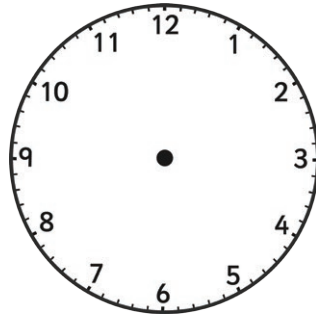
22:29



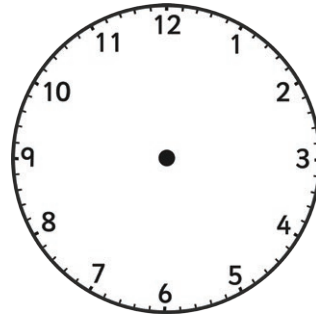
14:47



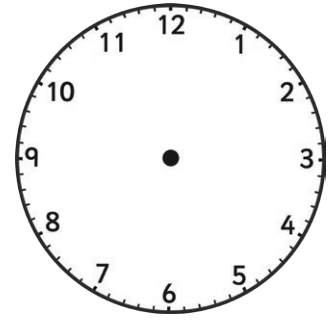
21:37



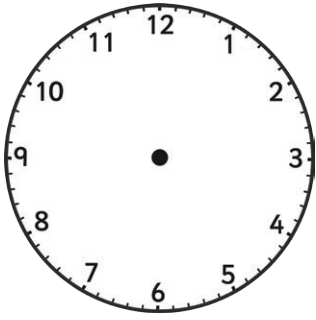
19:22



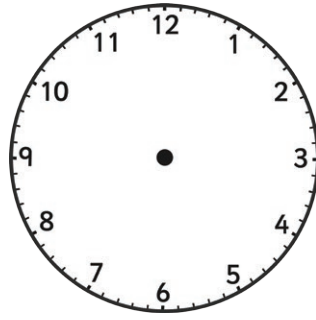
15:06



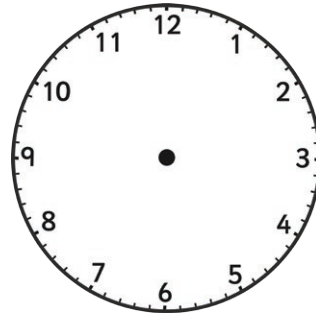
18:31



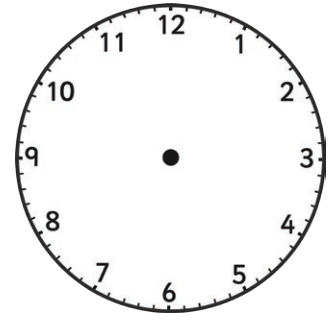
13:13



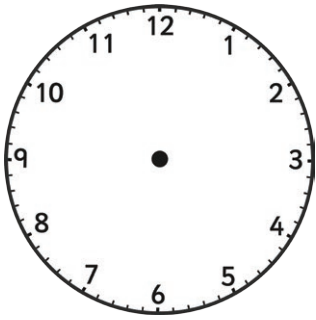
15:24



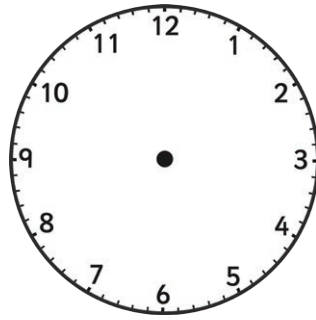
21:17



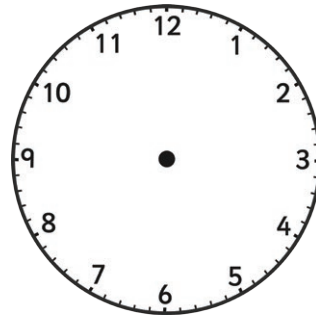
16:23



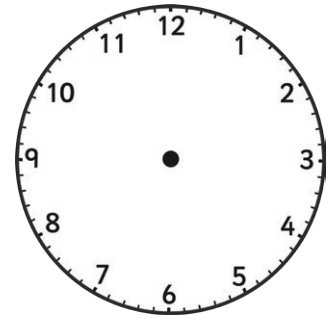
22:36



19:51



23:04




15:51

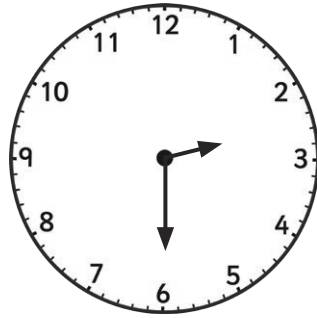


# Tell the Time in 24-Hour Format: Writing the Time Answers

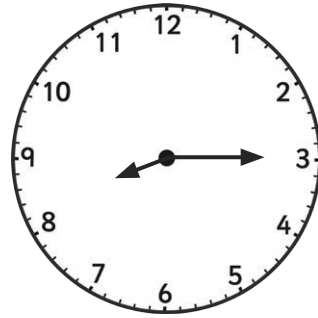
Answers can be written in any correct format.




17:00



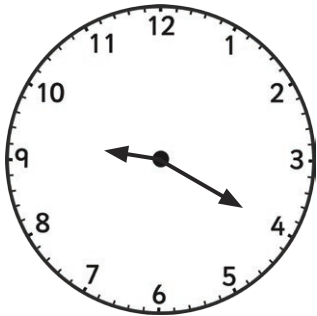
14:30



20:15




13:45



21:20



23:55



15:05




16:40



22:12



12:49




19:24

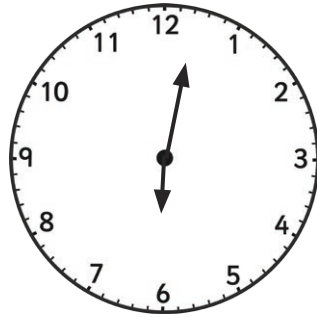


15:24


# Tell the Time in 24-Hour Format: Writing the Time Answers




23:41



18:02




14:39




20:56



19:42



22:22



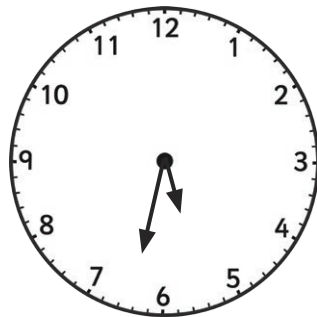
13:51



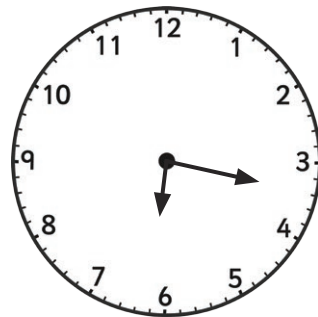
15:48



21:09



17:32

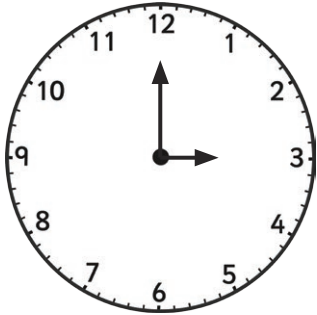


18:17

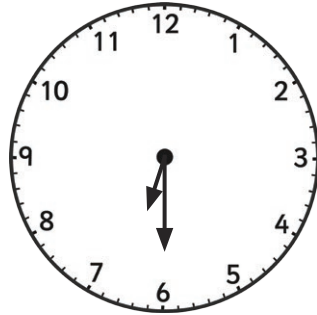


20:08


# Tell the Time in 24-Hour Format: Drawing the Time Answers




15:00



18:30



23:15




13:45



12:18



17:21



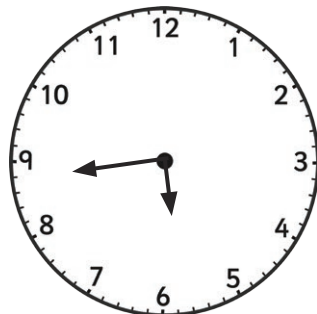
20:43




23:56




12:43



17:44




22:29




14:47


# Tell the Time in 24-Hour Format: Drawing the Time Answers



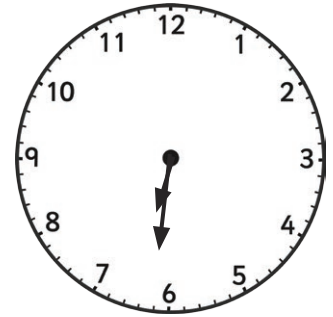
21:37



19:22




15:06



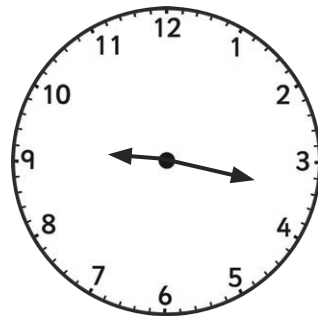
18:31



13:13



15:24




21:17




16:23



22:36



19:51




23:04



15:51

# Read, Write and Compare the Time: Before and After

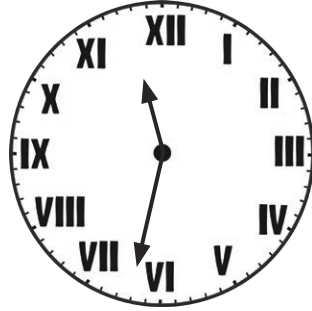
Read the clock and work out the time before or after. Write your answer in 24-hour format.



Twenty minutes  
after

---


---



One hour and fifty  
minutes before

---

---



3 hours and  
27 minutes after

---


---



Ninety minutes  
before

---

---



One hour and forty-two  
minutes after

---

---

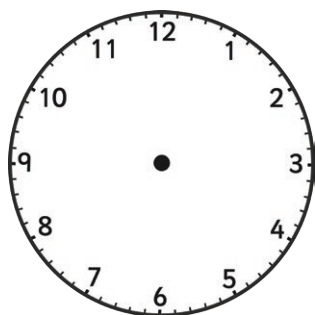


93 minutes  
before

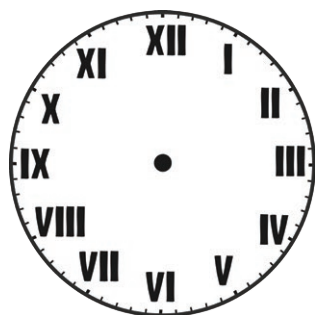
---

---

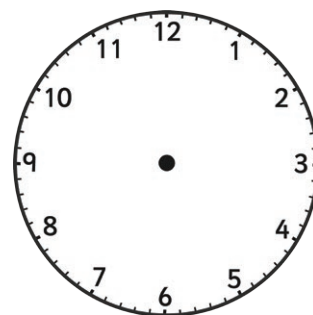
Draw or write the time on the clock.



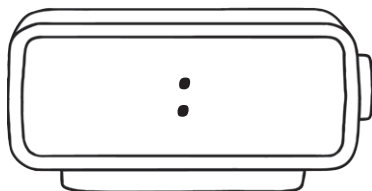
Twenty minutes after  
14:52



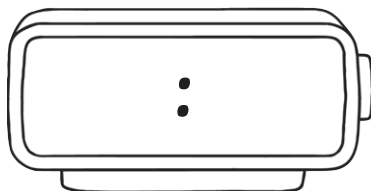
One hour and twenty  
minutes before 5:19 a.m.



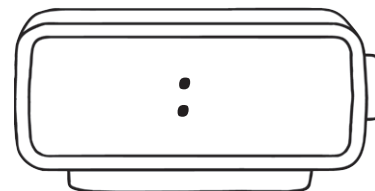
5 hours and 40 minutes  
after 19:44



Eighty minutes before  
10:15 a.m.



Two hours and forty-six  
minutes before 20:04



104 minutes after  
22:42

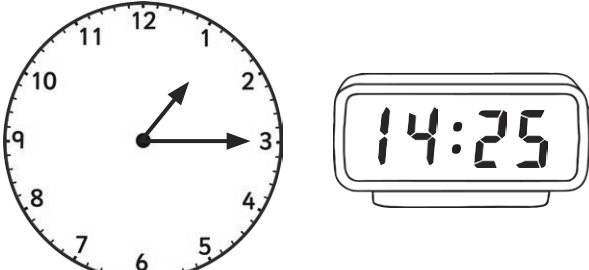
# Read, Write and Compare the Time: What's the Difference?

All clocks show the time on the same day unless indicated.

Write the difference between each pair of clocks in:

- a) hours and minutes
- b) minutes alone


Afternoon



a) \_\_\_\_\_

b) \_\_\_\_\_


Morning



a) \_\_\_\_\_

b) \_\_\_\_\_


Morning



a) \_\_\_\_\_

b) \_\_\_\_\_

Evening



a) \_\_\_\_\_

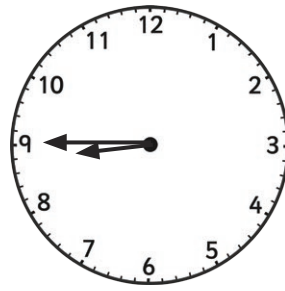
b) \_\_\_\_\_



Afternoon

a) \_\_\_\_\_


b) \_\_\_\_\_



Morning

a) \_\_\_\_\_

b) \_\_\_\_\_




The next day

Evening

a) \_\_\_\_\_

b) \_\_\_\_\_



The previous day

Morning

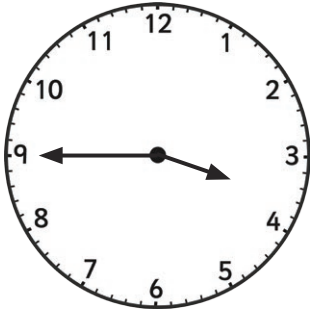
a) \_\_\_\_\_

b) \_\_\_\_\_



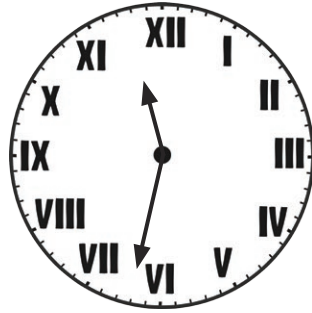
# Read, Write and Compare the Time: Before and After Answers

Read the clock and work out the time before or after. Write your answer in 24-hour format.



Twenty minutes  
after

**04:05 or 16:05**



One hour and fifty  
minutes before

**09:42 or 21:42**



3 hours and  
27 minutes after

**11:34 or 23:34**



Ninety minutes  
before

**00:53**



One hour and forty-two  
minutes after

**18:31**




93 minutes  
before

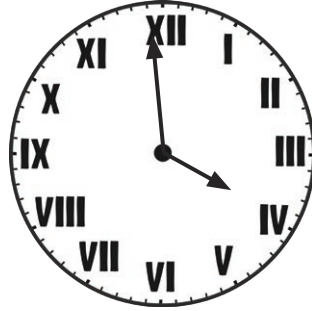
**11:33**

# Read, Write and Compare the Time: Before and After Answers


Draw or write the time on the clock.



Twenty minutes after  
14:52



One hour and twenty  
minutes before 5:19 a.m.



5 hours and 40 minutes  
after 19:44



Eighty minutes before  
10:15 a.m.



Two hours and forty-six  
minutes before 20:04



104 minutes after  
22:42

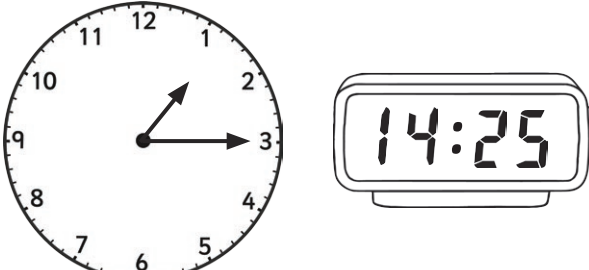
# Read, Write and Compare the Time: What's the Difference? Answers

All clocks show the time on the same day unless indicated.

Write the difference between each pair of clocks in:


- a) hours and minutes
- b) minutes alone

Afternoon




a) **1 hour 10 minutes**  
b) **70 minutes**

Morning




a) **2 hours 14 minutes**  
b) **134 minutes**

Morning




a) **44 minutes**  
b) **44 minutes**

Evening




a) **2 hours 46 minutes**  
b) **166 minutes**

# Read, Write and Compare the Time: What's the Difference? Answers




Afternoon

a) **4 hours 51 minutes**  
b) **291 minutes**



Morning


a) **6 hours 25 minutes**  
b) **385 minutes**



Evening

The next day

a) **9 hours 50 minutes**  
b) **590 minutes**



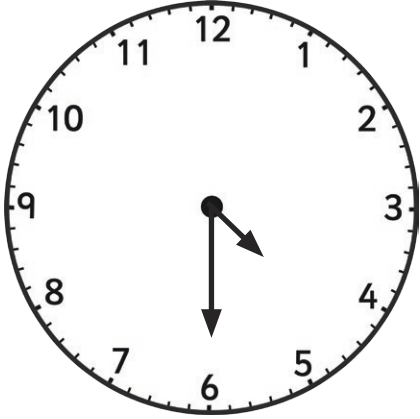
Morning

The previous day

a) **13 hours 10 minutes**  
b) **790 minutes**


# Read, Write and Compare the Time: Analogue and Digital

Write the time shown on these analogue clocks.




---

---



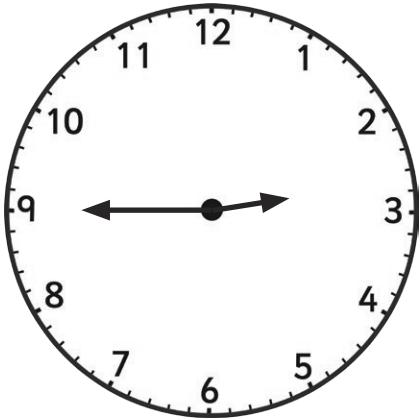
---

---




---

---




---

---



---

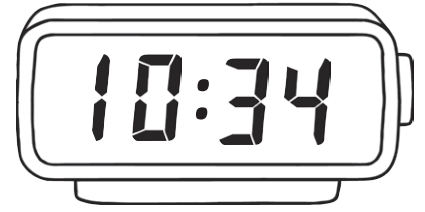

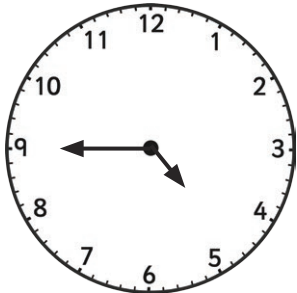

---



---

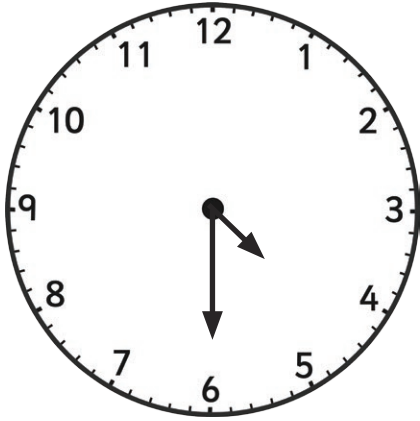
---

Match the analogue to the digital by drawing a line between clocks with the same time.




# Read, Write and Compare the Time: Analogue and Digital Answers


Write the time shown on these analogue clocks.



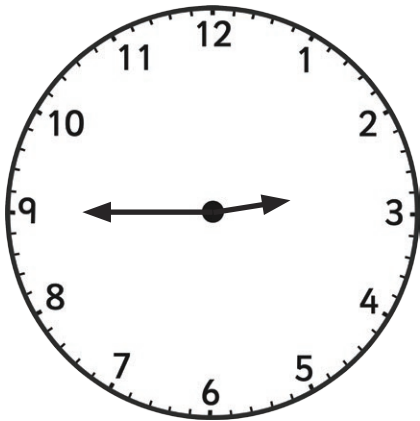
4:30




7:50




11:06



2:45

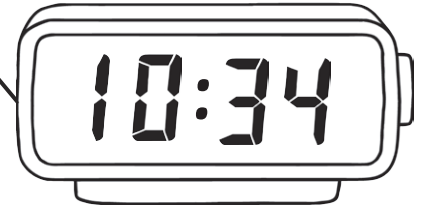
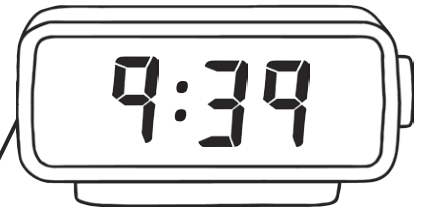
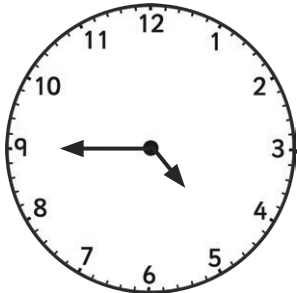


10:21



8:37

Match the analogue to the digital by drawing a line between clocks with the same time.





# Read, Write and Compare the Time: 12-Hour and 24-Hour

Read the time on these analogue clocks. Write each time in 12-hour and 24-hour formats.




In the morning

---



---

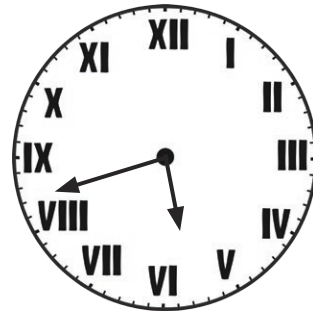


In the evening

---



---



In the afternoon

---



---



In the early morning

---



---

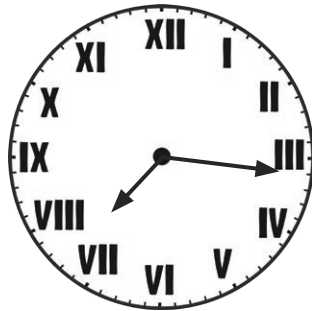


In the afternoon

---



---




In the morning

---



---



In the morning

---



---




In the evening

---



---



In the morning

---



---




In the afternoon

---



---




In the evening

---



---



In the afternoon

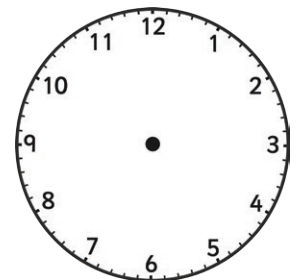
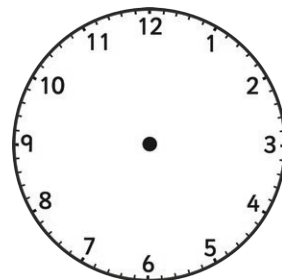
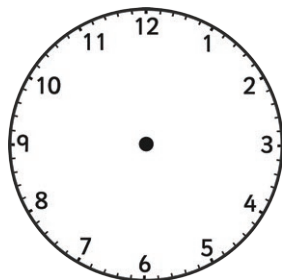

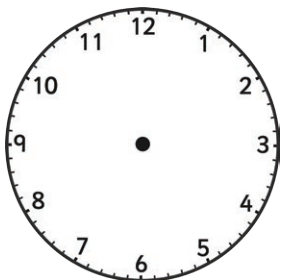
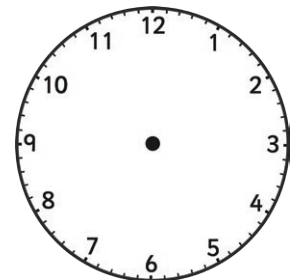
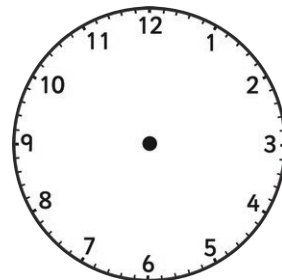
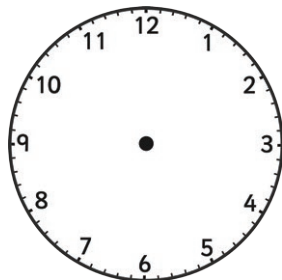
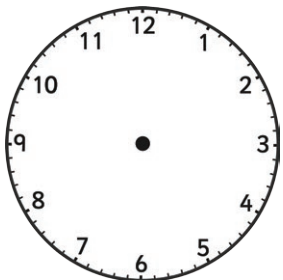
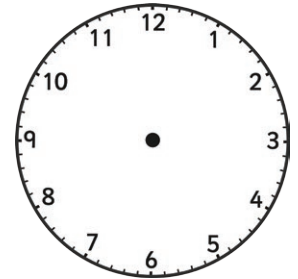
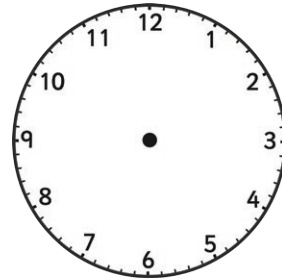
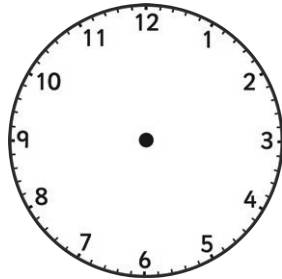
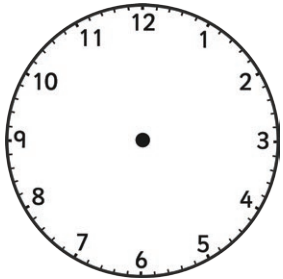
---



---

# Read, Write and Compare the Time: Match Analogue to Digital

Draw the time on each clock to match the digital time.




# Compare the Time: Which Is Earlier?


For each pair of clocks, ring the earlier time.




(morning)



(afternoon)




(evening)



(evening)



(afternoon)




(morning)



(morning)

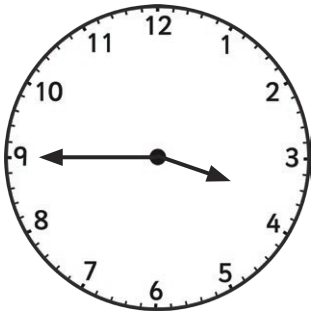


(afternoon)



# Read, Write and Compare the Time: 12-Hour and 24-Hour Answers


Read the time on these analogue clocks. Write each time in 12-hour and 24-hour formats.



In the morning

**3:45 a.m.**

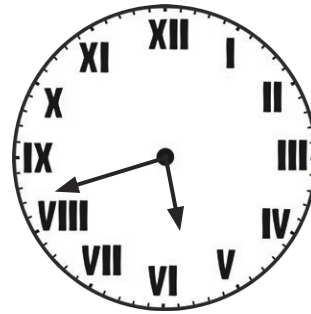
**03:45**



In the evening

**11:34 p.m.**

**23:34**



In the afternoon

**5:42 p.m.**

**17:42**



In the early morning

**12:25 a.m.**

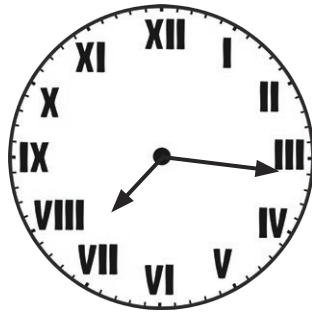
**00:25**



In the afternoon

**2:37 p.m.**


**14:37**



In the morning

**7:16 a.m.**

**07:16**



In the morning

**4:09 a.m.**


**04:09**



In the evening

**8:02 p.m.**

**20:02**



In the morning

**10:07 a.m.**


**10:07**



In the afternoon

**12:56 p.m.**

**12:56**



In the evening

**9:28 p.m.**

**21:28**






In the afternoon

**1:47 p.m.**

**13:47**

# Read, Write and Compare the Time: Match Analogue to Digital Answers

Draw the time on each clock to match the digital time.




# Compare the Time: Which Is Earlier?

## Answers


For each pair of clocks, ring the earlier time.



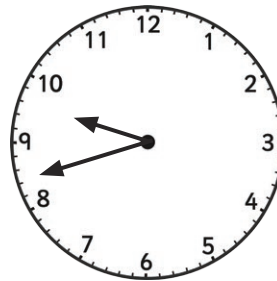
(morning)



(afternoon)



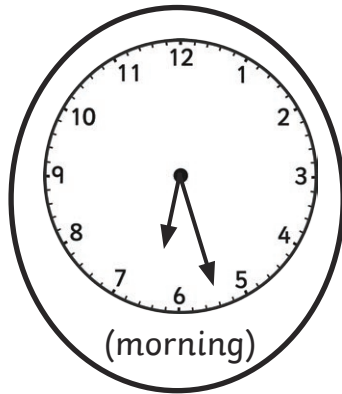
(evening)




(evening)




(afternoon)



(morning)



(morning)



(afternoon)

